

# How to get your ANZ Cybersource API Keys

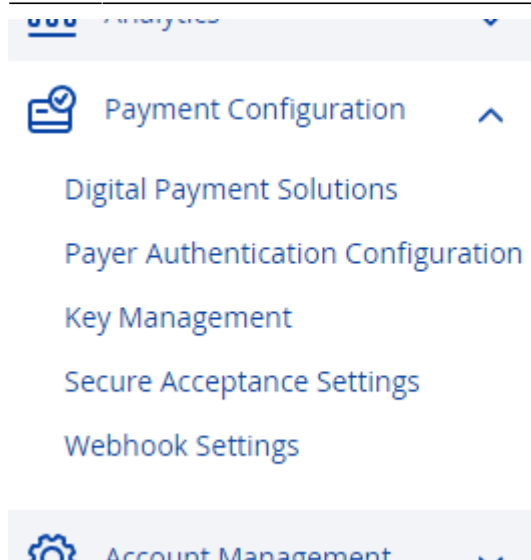
Please follow the below steps to get the API keys needed to setup the ANZ Cybersource Payment Gateway in Imagatec iOrder:

## 1. Login into cybersource

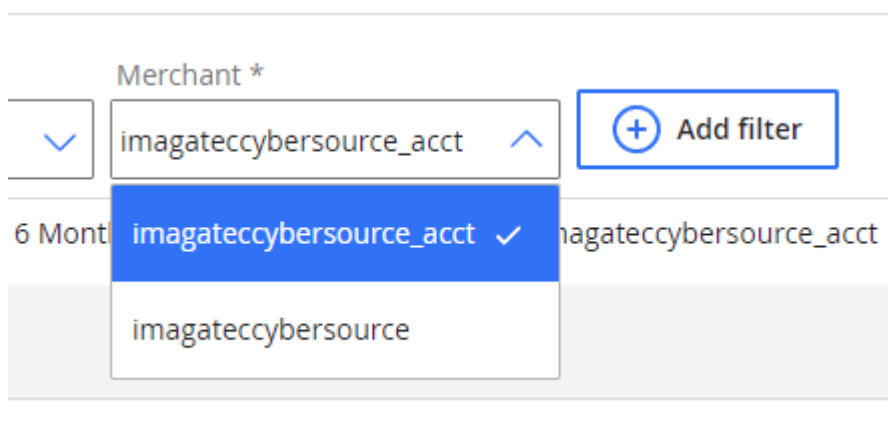


The image shows the CyberSource login interface. At the top, the CyberSource logo is displayed with the tagline 'A Visa Solution'. Below the logo, there are three input fields: 'Organization ID' containing the text 'imagateccybersource\_acct', 'User Name' (empty), and 'Password' (empty). A blue 'Log in' button is positioned at the bottom of the form.

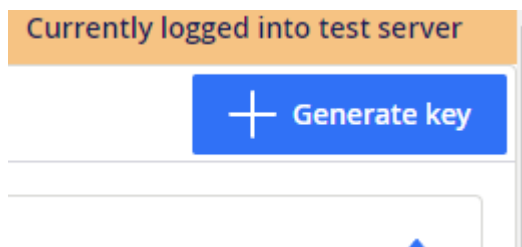
2. On the left hand side Go To Payment Configuration - > Key Management (Find the Card icon with a tick).



3. Select the sub-account (the Account not Ticked) listed in the Merchant dropdown and click search



4. Select "Generate Key" on the top right hand corner



5. Scroll down and Find where it says "SOAP Toolkit" select its check mark then scroll to the bottom and click "Generate Key"

### Key Types

Select a key type from the options below.

#### Recommended Key Types

**REST APIs**  
The REST API is our latest solution for developing and deploying solutions on the Cybersource platform.  
[Details for REST APIs](#)

☐ REST - Shared Secret

☐ REST - Certificate

**Simple Order API**  
CyberSource Simple Order API enables you to access CyberSource services using name-value pairs, XML, or SOAP toolkit.  
[Details for Simple Order API](#)

☐ Simple Order API

**Secure Acceptance**  
Hosted payment forms to securely collect payment with PCI compliance.  
[Details for Secure Acceptance](#)

☐ Secure Acceptance

**SOAP Toolkit**  
The SOAP API generates a key you can copy to your clipboard or download as a text file.  
[Details for SOAP Toolkit API](#)

☒ SOAP Toolkit

## 6. Download the one time key

### SOAP Toolkit key

#### Key Configuration

The SOAP Toolkit API authenticates using a base-64-encoded transaction key represented in string format. The SOAP API generates a key you can copy to your clipboard or download as a text file.

4fuHQB9ojKQ5IoeTEgjbfnLZKG5bYGDnzSttZ78vV5TJEN5MF5zMa9s70fIQsQARtGVmg42i/gotMLZmScjvOQdc:

Download key

Generate another key

Cancel

## 7. Send the downloaded Key along with the merchant ID which is the name of your Merchant Sub Account here

# Key Management

Search Filters

Key Type \*

Created At \*

Merchant \*

SOAP

Last 6 Months(Australia/Sy

imagateccybersource

+ Add filter

Applied Filters: Merchant: imagateccybersource, Created At: Last 6 Months(Australia/Sydney), Key Type: SOAP

Search

From:  
<https://wiki.imagatec.com.au/> - Imagatec Wiki

Permanent link:  
[https://wiki.imagatec.com.au/doku.php?id=customer\\_portal:iorder:onlinepayments:cybersourceapikey](https://wiki.imagatec.com.au/doku.php?id=customer_portal:iorder:onlinepayments:cybersourceapikey)

Last update: 2025/07/14 14:48

